






# AbsoluteAction

Designers of Fine Fibre Optic Lighting

## The *Fibre Optic* bedhead light range



Focus House : No. 6 Tonbridge Road : Maidstone : Kent ME16 8RP  
Telephone: +44 (0)1622 35 1000 Facsimile: +44 (0)1622 35 1001  
Email: [enquiries@absolute-action.com](mailto:enquiries@absolute-action.com) <http://www.absolute-action.com>



Designers of Fine Fibre Optic Lighting

# AbsoluteAction

The *fibre optic* **bedhead light range**



**Flexible lighting for maximum comfort**

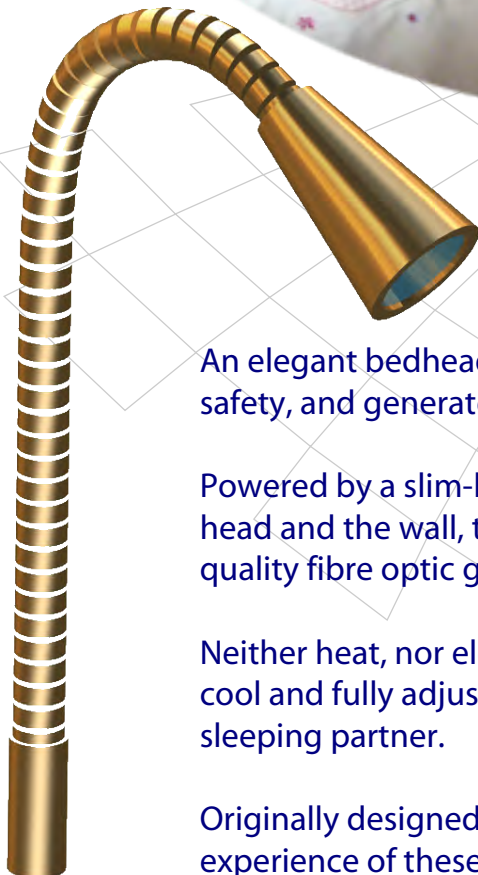
## The ultimate in sophistication & comfort

An elegant bedhead reading light which can be manually directed with complete safety, and generate no light spill.


Powered by a slim-line low voltage projector, specially designed to fit between the bed head and the wall, this advanced system operates by conducting light along the highest quality fibre optic glass cable to reach the designated area to be lit.

Neither heat, nor electricity, is conveyed along the fibre optics, so the light is beautifully cool and fully adjustable at its output. Dedicated light means no disturbance at all to a sleeping partner.

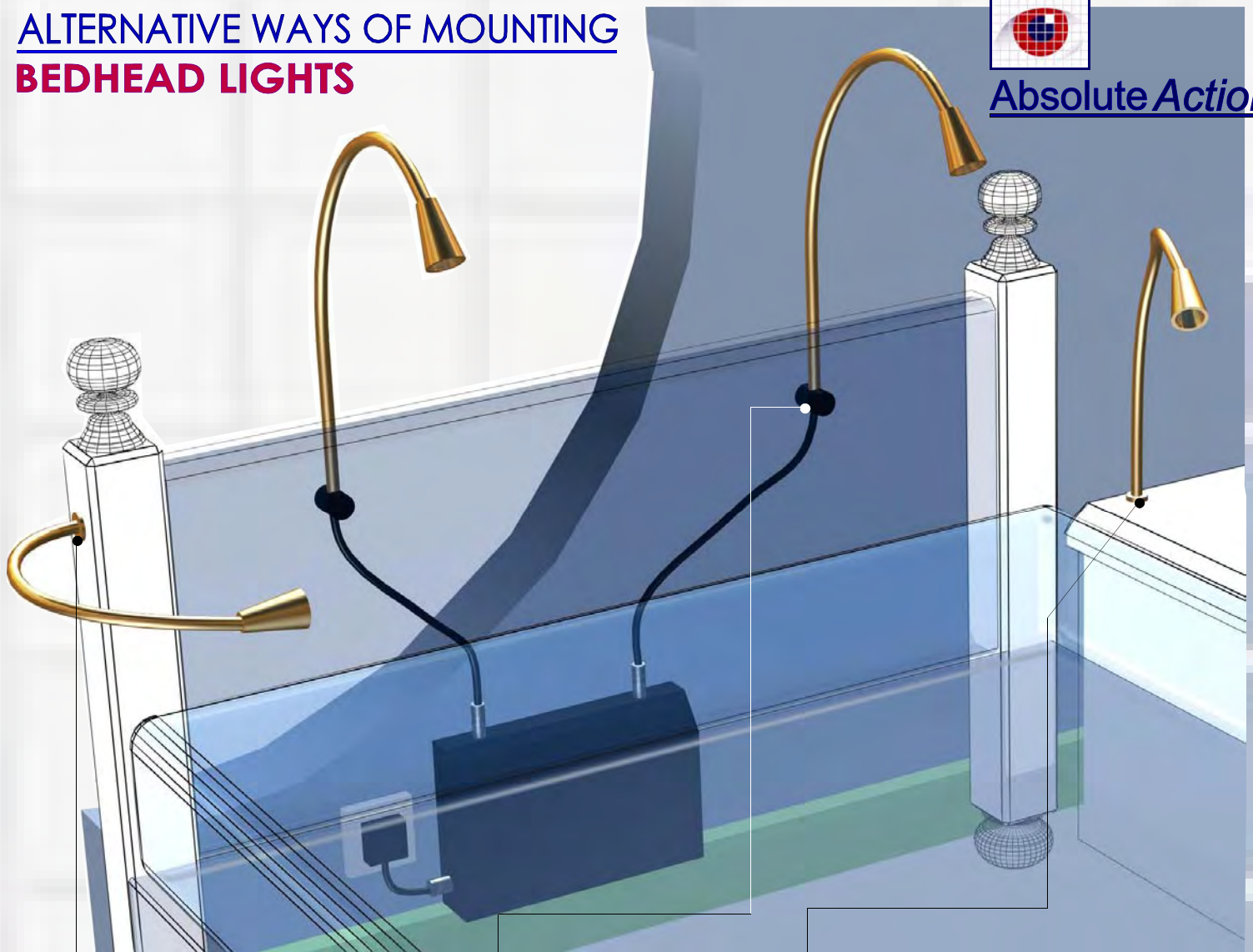
Originally designed for use in luxury hotels, many of the hotel guests so enjoyed the experience of these special flexible lighting systems that they are now in use in domestic residences world wide.



# ALTERNATIVE WAYS OF MOUNTING **BEDHEAD LIGHTS**



*Absolute Action*



### SIDE MOUNTING

Used for 400 mm  
Goose Neck Only

**(SM)**



### WALL MOUNTING

Mounted on the  
rear wall.

**(WM)**



### TABLE MOUNTING

Mounted on the  
Side tables.

**(DM)**

## The system

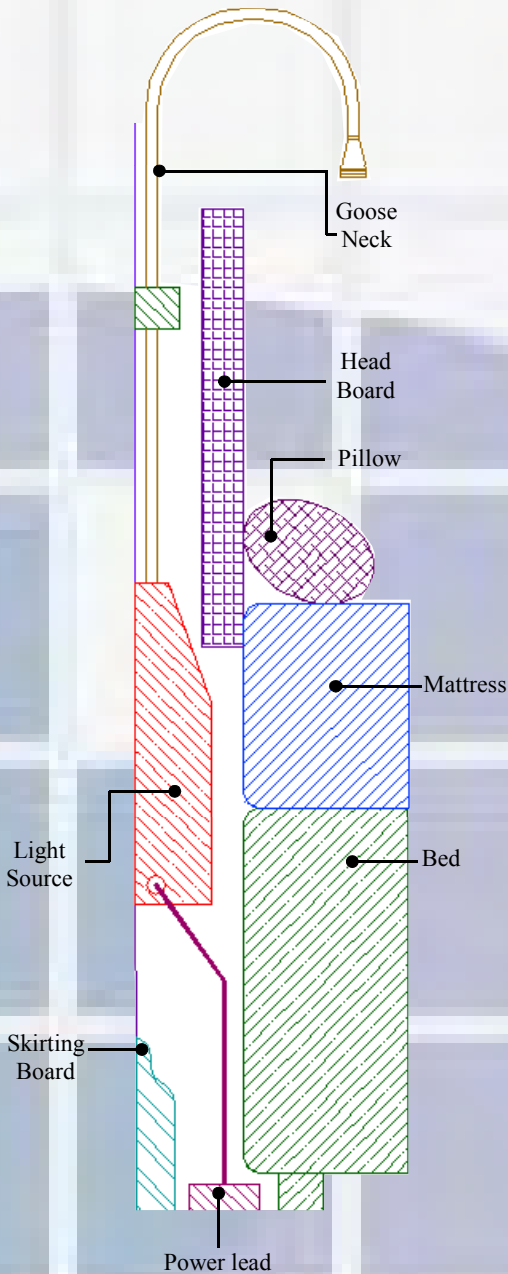
The light source mounted centrally behind the bed needs a little under 2" clearance between the wall and bed head. Whilst being a single box, it contains two lamps and is powered by a single socket under the bed.

The individual lamps are turned on and off simply by touching the gooseneck or output fitting. Holding the gooseneck increases or decreases the brightness of the lamp. The system has memory and when switching "on" the gooseneck it illuminates at the same level as when it was turned off.

The flex and stay 'goosenecks' usually exit over the top of the headboard and are fixed to the wall by means of mounting blocks behind the bed. If preferred they can be attached to the bed rather than the wall, or on a bedside table.

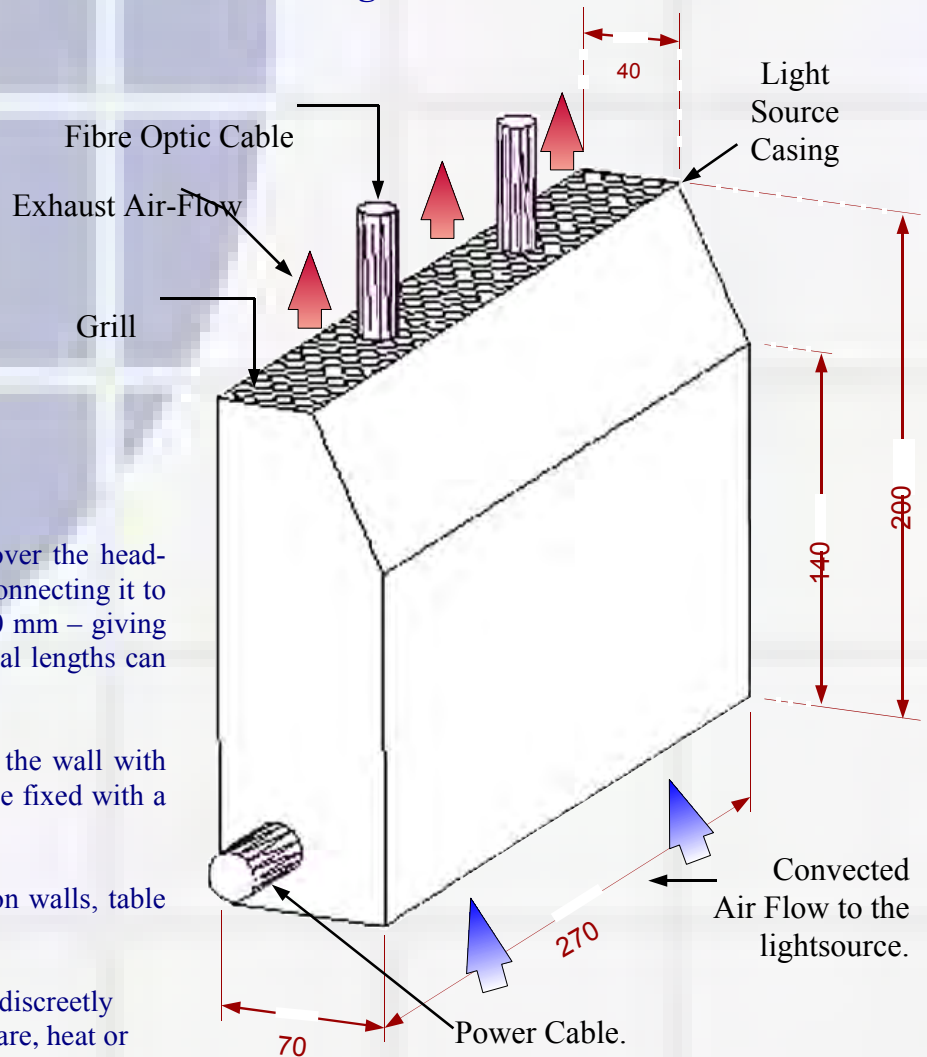
## wan TECHNICAL DATA

	POSITIONS & TITLES	PRODUCT DESCRIPTION
HOLE CUT DIAMETER:	Side Mounting Desk Mounting Wall Mounting	16 mm 22 mm N/a
LAMP:	Dichroic Halogen	50 Watts
TRANSFORMER:	115v / 240v	12v 50 VA Electronic
TEMPERATURE:	3° above ambient	3° above ambient
NOISE:	NIL	NIL
GOOSE NECK COLOURS:	(A) (B) (C) (BL) (S-S)	<b>Antique Bronze</b> - 400 & 600 <b>Brass</b> - 600 only <b>Chrome</b> - 400 & 600 <b>Matt Black</b> - 600 only <b>Brushed Stainless Steel</b> - 400 & 600
LIGHT SOURCE WITHOUT GOOSENECK:	(UN BOXED) 2.65 Kg	(BOXED) 3.2 Kg
WITH A 600mm GOOSENECK:	(UNBOXED) 3.65 Kg	(BOXED) 4.2 Kg



**SIDE ELEVATION OF BED & LIGHT FITTINGS**

### Dimensions of the Lightsource.



### Technical information

The length of the 'gooseneck' is 600 mm over the headboard and 400mm side mounting. The fibre connecting it to the light source is a further 1400 mm or 1600 mm – giving a total end to end length of 2.0 metres. Special lengths can be quoted for.

The light source has been designed to fit on the wall with its top behind the bed head, which needs to be fixed with a gap of 40 mm from the wall.

Special fittings are provided for installation on walls, table tops, or the side of the headboard.

This advanced fibre optic lighting system can discreetly illuminate, any area without the problem of glare, heat or un-wanted light leakage